

# Comprehensive Care

## Partnerships in Care and Communication

Queensland Health Mental Health  
Alcohol and Other Drugs



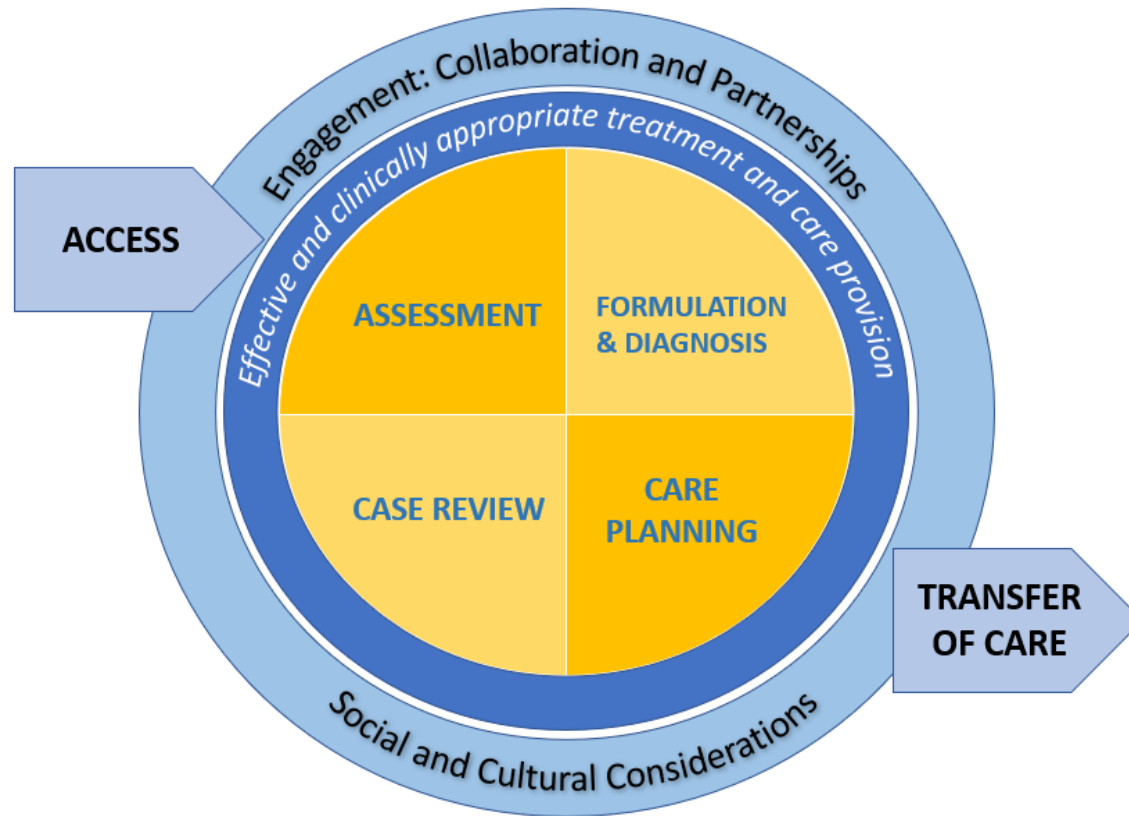
Improvement | Transparency | Patient Safety | Clinician Leadership | Innovation



# COMPREHENSIVE CARE

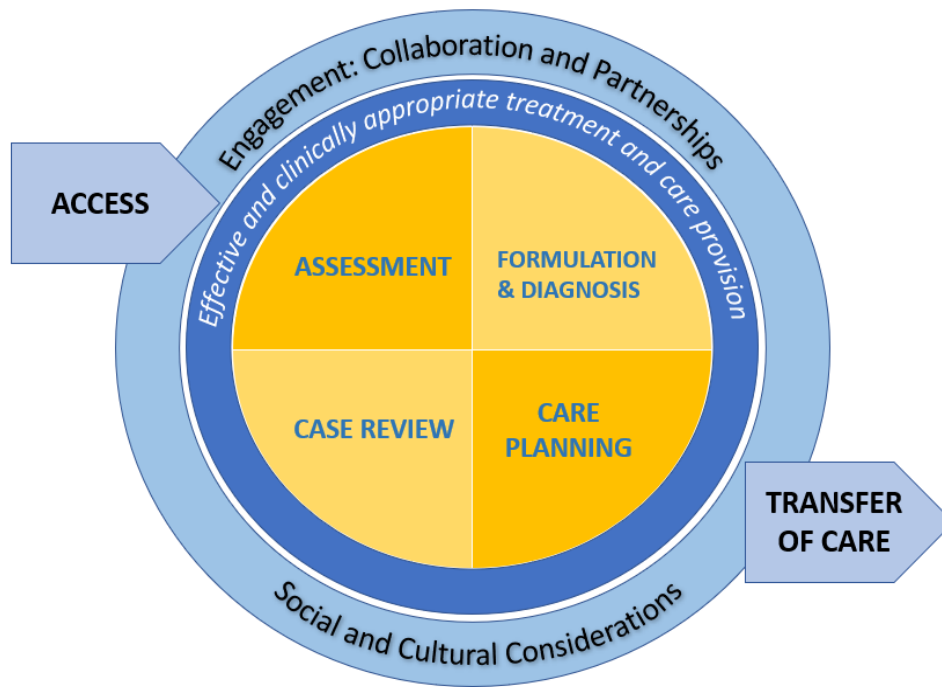


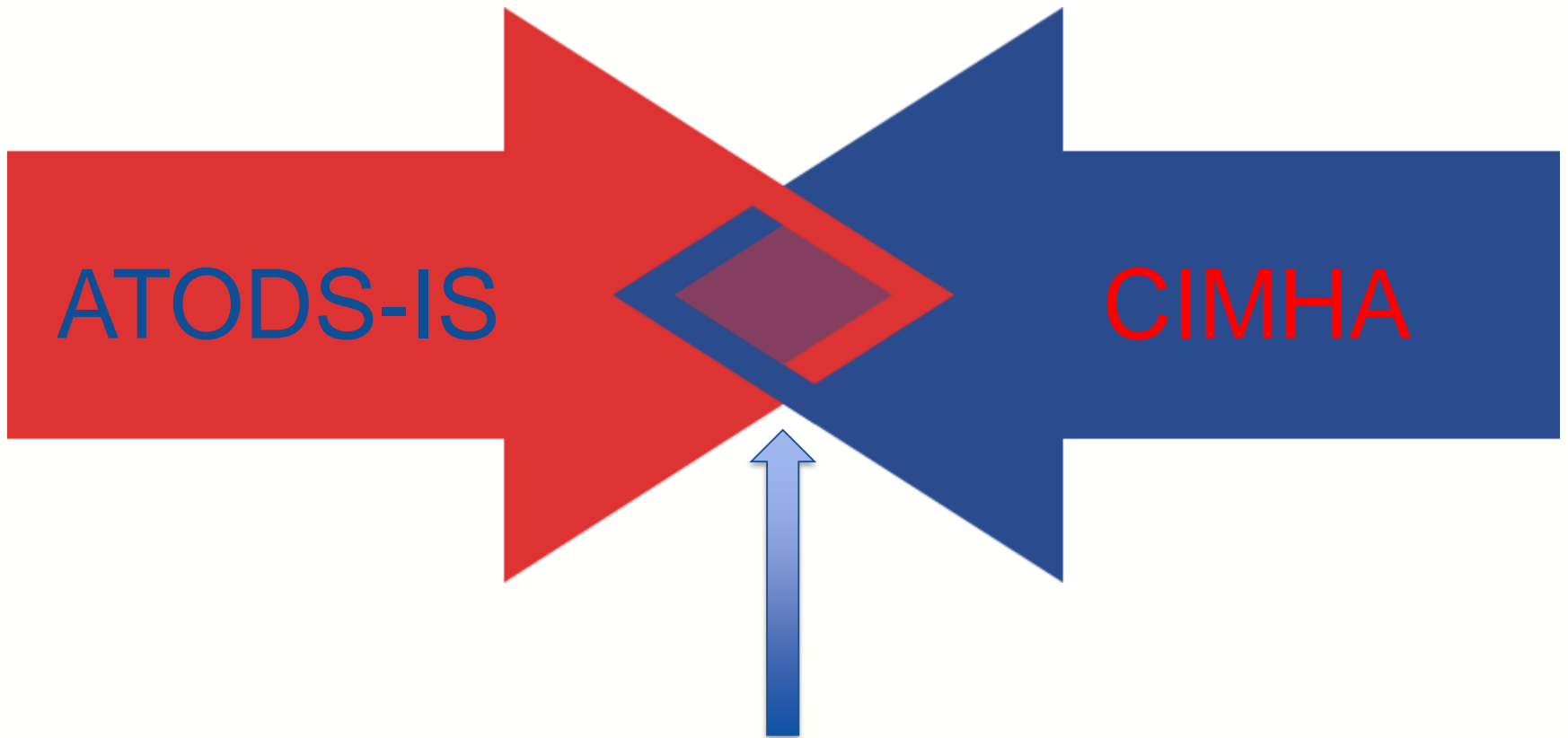
# Comprehensive Care: Partnerships in Care & Communication



Essential elements of Comprehensive Care

# Comprehensive Care and CIMHA





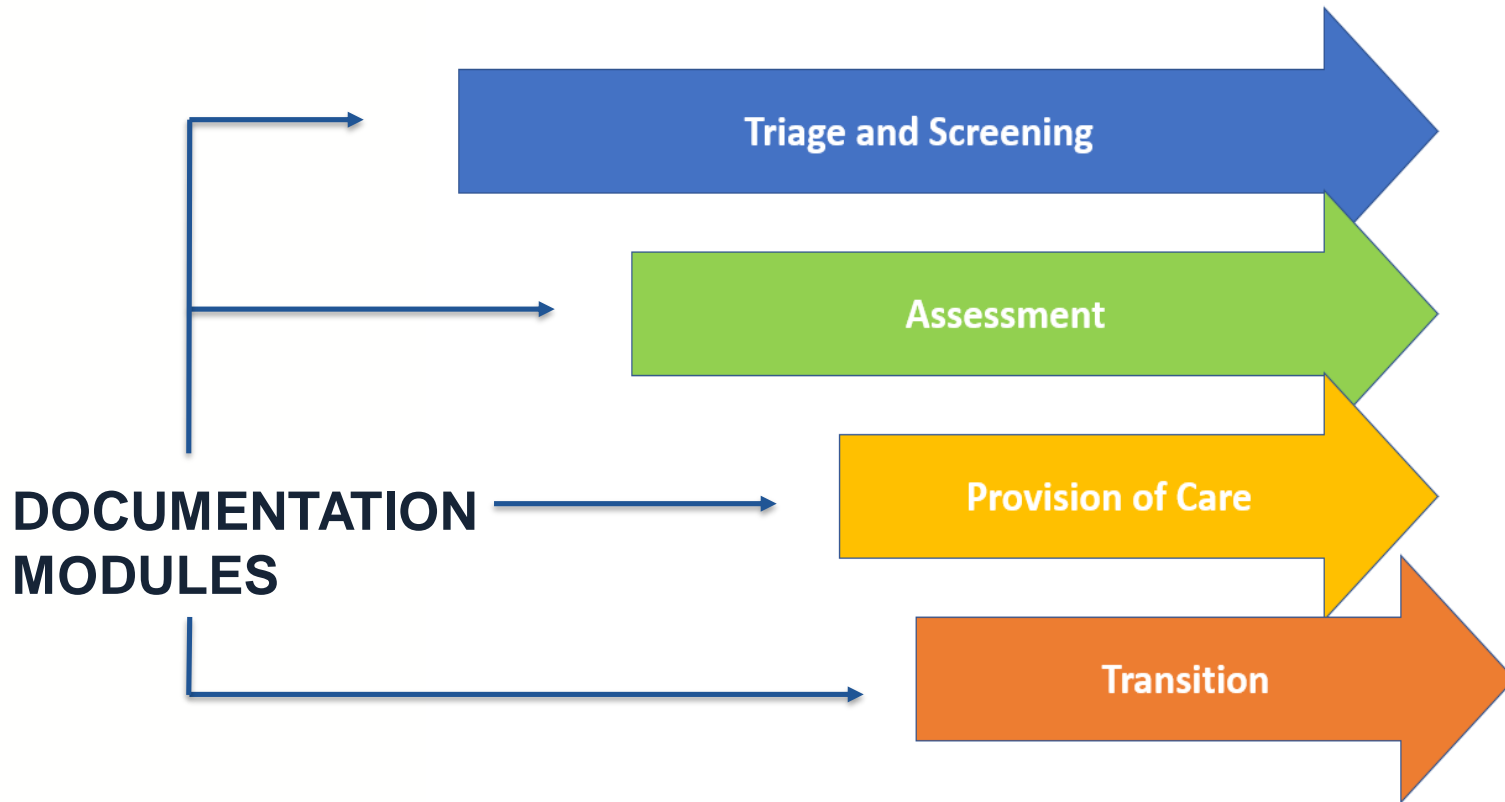
## CIMHA 5.0 Application

<https://www.youtube.com/watch?v=3Aob045c1GI&feature=youtu.be>

# The Comprehensive Care Documents

	SSCD (superseded)	CIMHA 5.0 Comprehensive Care Documents
<b>Triage</b>	Triage and rapid assessment	Triage screen
<b>Risk screen</b>	Risk screening tool	Risk screen
<b>Assessment (general)</b>	General assessment	Focused assessment + Substance use assessment (or Focused assessment plus substance use) + Psychosocial assessment or Comprehensive assessment
<b>Assessment (Child and youth)</b>	Child and youth mental health assessment	Child and youth mental health assessment
<b>Substance use specific</b>	Substance use assessment	Substance use and addictive behaviour screen
		Substance use assessment
	Child and youth substance use assessment	Child and youth substance use and addictive behaviour screen
<b>Mental health specific</b>		Mental health modified mini screen
<b>Physical health</b>		Physical health screen
	Physical Examination and Investigations	Focused physical assessment or Physical assessment
	Metabolic monitoring form	Physical health screen, Focused physical assessment or Physical assessment
<b>Longitudinal history</b>	Longitudinal summary	Longitudinal summary
<b>Care plan</b>	Care plan	Care plan
<b>Care review</b>	Case review	Case review
<b>Transitions of care</b>	Transfer of care	Transfer of care

## *Documentation across **Stages of the Consumer Healthcare Journey***











# Documentation modules with examples of relevant forms

Screening	Assessment	Provision of Care	Transition
Triage Screen	Comprehensive Assessment	Care Plan	Transfer of Care
Risk Screen	Child and Youth Mental Health Assessment	Case Review	Case Review
Forensic Intake	Focused Assessment	Recovery Plan	Care Plan
Physical Health Screen	Substance Use Assessment	Longitudinal Summary	
Smoking Cessation Clinical Pathway	Focused Assessment plus Substance Use	Forensic Service Assessment and Response - Violence Risk	
Substance Use and Addictive Behaviour Screen	Physical Assessment	Physical Examination and Investigations	
Child and Youth Substance Use and Addictive Behaviour Screen	Focused Physical Assessment		
	Violence Risk Assessment and Management		
	Forensic Service Assessment and Response - Violence Risk		
	Psychosocial Assessment		
	Aboriginal and Torres Strait Islander Cultural Information Gathering Tool		



# Comprehensive Care Resource Package

	Statement on Comprehensive Integrated Care
	The Comprehensive Care Documents (CIMHA 5.0 Forms)
	The Comprehensive Care Documentation Framework
	The Comprehensive Care Documentation Guide
	The Comprehensive Care Resource Guide to Formulation, Care Planning and Case Review
	The Comprehensive Care Case History Library
	The Comprehensive Care Factsheets
	The Comprehensive Care QHEPS Intranet Site

# Comprehensive Care Factsheets

Overview of Comprehensive Care	Longitudinal Summary
The Comprehensive Care Resource Package	Documenting Risk
Documentation Minimum Requirements	Physical Health Forms
Modularised Forms	Substance Use Forms
Screening Forms	CIMHA New Look forms
Assessment Forms	Medication Records
Provision of Care Forms	Partnering with Consumers, Family and Carers

# ***The Resource Guide***

**‘Sandra’**